



**INSTITUTO GUERRERENSE DE LA INFRAESTRUCTURA FISICA EDUCATIVA**  
**DIRECCION DE ADMINISTRACION**  
 IGIFE


**ESTADO ANALÍTICO DEL EJERCICIO DEL PRESUPUESTO DE EGRESOS (COG)**  
 DEL 1 DE ENERO AL 30 DE SEPTIEMBRE DEL 2018


CAPÍTULO DEL GASTO	CONCEPTO	PRESUPUESTO DE EGRESOS APROBADO	AMPLIACIONES/ REDUCCIONES	PRESUPUESTO VIGENTE	COMPROMETIDO		PRESUPUESTO DISPONIBLE PARA COMPROMETER	DEVENGADO		COMPROMETIDO O NO DEVENGADO	PRESUPUESTO SIN DEVENGAR	EJERCIDO		PAGADO		CUENTAS POR PAGAR (DEUDA)
					CARGO	ABONO		CARGO	ABONO			CARGO	ABONO	CARGO	ABONO	
<b>TOTAL DE EGRESOS</b>		259,554,703.63	3,119,684.73	262,674,388.36	29,290,869.10	29,290,869.10	233,383,519.26	29,290,869.10	29,290,869.10	0.00	233,383,519.26	29,290,869.10	29,290,869.10	29,290,869.10	0.00	0.00
5	PRESUPUESTO 2018	259,554,703.63	3,119,684.73	262,674,388.36	29,290,869.10	29,290,869.10	233,383,519.26	29,290,869.10	29,290,869.10	0.00	233,383,519.26	29,290,869.10	29,290,869.10	29,290,869.10	0.00	0.00
5 1	GASTOS	259,554,703.63	3,119,684.73	262,674,388.36	29,290,869.10	29,290,869.10	233,383,519.26	29,290,869.10	29,290,869.10	0.00	233,383,519.26	29,290,869.10	29,290,869.10	29,290,869.10	0.00	0.00
5 1 1	GASTO CORRIENTE	19,074,528.02	496,277.90	19,570,805.92	13,848,162.75	13,848,162.75	5,722,643.17	13,848,162.75	13,848,162.75	0.00	5,722,643.17	13,848,162.75	13,848,162.75	13,848,162.75	0.00	0.00
5 1 1 1	SERVICIOS PERSONALES	16,021,686.02	484,791.10	16,506,477.12	12,081,641.61	12,081,641.61	4,424,835.51	12,081,641.61	12,081,641.61	0.00	4,424,835.51	12,081,641.61	12,081,641.61	12,081,641.61	0.00	0.00
5 1 1 2	MATERIALES Y SUMINISTROS	1,309,600.72	-17,118.40	1,292,482.32	836,249.38	836,249.38	456,232.94	836,249.38	836,249.38	0.00	456,232.94	836,249.38	836,249.38	836,249.38	0.00	0.00
5 1 1 3	SERVICIOS GENERALES	1,698,241.28	73,605.20	1,771,846.48	930,271.76	930,271.76	841,574.72	930,271.76	930,271.76	0.00	841,574.72	930,271.76	930,271.76	930,271.76	0.00	0.00
5 1 1 5	BIENES MUEBLES, INMUEBLES E INATANGIBLES	45,000.00	-45,000.00	0.00	0.00	0.00	0.00	0.00	0.00	0.00	0.00	0.00	0.00	0.00	0.00	0.00
5 1 2	GASTO DE CAPITAL	240,480,175.61	2,623,406.83	243,103,582.44	15,442,706.35	15,442,706.35	227,660,876.09	15,442,706.35	15,442,706.35	0.00	227,660,876.09	15,442,706.35	15,442,706.35	15,442,706.35	0.00	0.00
5 1 2 6	INVERSION PUBLICA	240,480,175.61	2,623,406.83	243,103,582.44	15,442,706.35	15,442,706.35	227,660,876.09	15,442,706.35	15,442,706.35	0.00	227,660,876.09	15,442,706.35	15,442,706.35	15,442,706.35	0.00	0.00

"BAJO PROTESTA DE DECIR VERDAD DECLARAMOS QUE LOS ESTADOS FINANCIEROS Y SUS NOTAS, SON RAZONABLEMENTE CORRECTOS Y SON RESPONSABILIDAD DEL EMISOR"

Elaboró  
  
 C.P. Roberto Lozano Valdez  
 Contador General

Revisó  
  
 M.A. José Antonio Castillo Díaz  
 Director Administrativo

Vo. Bo.  
  
 L.C. Oscar Chávez Bautista  
 Comisario Público

Autorizó  
  
 Ing. Jorge Alcocer Navarrete  
 Director General