



INSTITUTO GUERRERENSE DE LA INFRAESTRUCTURA FISICA EDUCATIVA
DIRECCION DE ADMINISTRACION
IGIFE


ESTADO ANALÍTICO DEL EJERCICIO DEL PRESUPUESTO DE EGRESOS
DEL 1 DE ENERO AL 30 DE SEPTIEMBRE DEL 2017

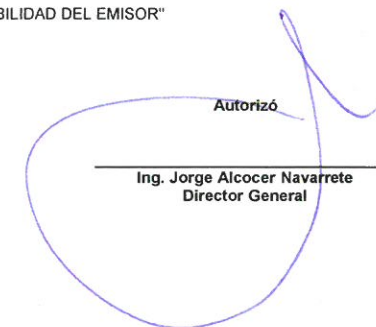
CAPITULO DEL GASTO	CONCEPTO	PRESUPUESTO DE EGRESOS APROBADO	AMPLIACIONES/ REDUCCIONES	PRESUPUESTO VIGENTE	COMPROMETIDO		PRESUPUESTO DISPONIBLE PARA COMPROMETER	DEVENGADO		COMPROMETIDO O NO DEVENGADO	PRESUPUESTO SIN DEVENGAR	EJERCIDO		PAGADO		CUENTAS POR PAGAR (DEUDA)
					CARGO	ABONO		CARGO	ABONO			CARGO	ABONO	CARGO	ABONO	
TOTAL DE EGRESOS		360,931,165.59	80,437,013.26	441,368,178.85	30,630,537.36	30,630,537.36	410,737,641.49	30,630,537.36	30,630,537.36	0.00	410,737,641.49	30,630,537.36	30,630,537.36	30,630,537.36	0.00	0.00
5	PRESUPUESTO 2017	360,931,165.59	80,437,013.26	441,368,178.85	30,630,537.36	30,630,537.36	410,737,641.49	30,630,537.36	30,630,537.36	0.00	410,737,641.49	30,630,537.36	30,630,537.36	30,630,537.36	0.00	0.00
5 1	GASTOS	360,931,165.59	80,437,013.26	441,368,178.85	30,630,537.36	30,630,537.36	410,737,641.49	30,630,537.36	30,630,537.36	0.00	410,737,641.49	30,630,537.36	30,630,537.36	30,630,537.36	0.00	0.00
5 1 1	GASTO CORRIENTE	19,074,528.02	0.00	19,074,528.02	12,687,167.93	12,687,167.93	6,387,360.09	12,687,167.93	12,687,167.93	0.00	6,387,360.09	12,687,167.93	12,687,167.93	12,687,167.93	0.00	0.00
5 1 1 1	SERVICIOS PERSONALES	16,401,376.02	0.00	16,401,376.02	11,204,279.40	11,204,279.40	5,197,096.62	11,204,279.40	11,204,279.40	0.00	5,197,096.62	11,204,279.40	11,204,279.40	11,204,279.40	0.00	0.00
5 1 1 1 1	REMUNERACIONES AL PERSONAL DE CARÁCTER PERMANENTE	8,893,598.40	20,226.20	8,913,814.60	8,451,440.18	8,451,440.18	462,374.42	8,451,440.18	8,451,440.18	0.00	462,374.42	8,451,440.18	8,451,440.18	8,451,440.18	0.00	0.00
5 1 1 1 2	REMUNERACIONES AL PERSONAL DE CARÁCTER TRANSITORIO	241,656.00	0.00	241,656.00	181,242.00	181,242.00	60,414.00	181,242.00	181,242.00	0.00	60,414.00	181,242.00	181,242.00	181,242.00	0.00	0.00
5 1 1 1 3	REMUNERACIONES ADICIONALES Y ESPECIALES	3,088,633.70	-20,226.20	3,068,407.50	156,058.37	156,058.37	2,912,349.13	156,058.37	156,058.37	0.00	2,912,349.13	156,058.37	156,058.37	156,058.37	0.00	0.00
5 1 1 1 4	SEGURIDAD SOCIAL	1,909,537.60	22,337.67	1,931,875.27	1,239,044.37	1,239,044.37	692,830.90	1,239,044.37	1,239,044.37	0.00	692,830.90	1,239,044.37	1,239,044.37	1,239,044.37	0.00	0.00
5 1 1 1 5	OTRAS PRESTACIONES SOCIALES Y ECONÓMICAS	2,267,960.32	-22,337.67	2,245,622.65	1,176,494.48	1,176,494.48	1,069,128.17	1,176,494.48	1,176,494.48	0.00	1,069,128.17	1,176,494.48	1,176,494.48	1,176,494.48	0.00	0.00
5 1 1 2	MATERIALES Y SUMINISTROS	913,462.72	27,075.54	940,538.26	592,643.30	592,643.30	347,894.96	592,643.30	592,643.30	0.00	347,894.96	592,643.30	592,643.30	592,643.30	0.00	0.00
5 1 1 2 1	MATERIALES DE ADMINISTRACIÓN, EMISIÓN DE DOCUMENTOS Y ARTÍCULOS OFICIALES	212,738.78	16,597.05	229,335.83	138,625.36	138,625.36	90,710.47	138,625.36	138,625.36	0.00	90,710.47	138,625.36	138,625.36	138,625.36	0.00	0.00
5 1 1 2 2	ALIMENTOS Y UTENSILIOS	188,026.64	9,874.36	197,901.00	144,427.13	144,427.13	53,473.87	144,427.13	144,427.13	0.00	53,473.87	144,427.13	144,427.13	144,427.13	0.00	0.00
5 1 1 2 4	MATERIALES Y ARTICULOS DE CONSTRUCCION Y REPARACION	43,577.69	-11,721.60	31,856.09	11,241.81	11,241.81	20,614.28	11,241.81	11,241.81	0.00	20,614.28	11,241.81	11,241.81	11,241.81	0.00	0.00
5 1 1 2 5	PRODUCTOS QUÍMICOS, FARMACÉUTICOS Y DE LABORATORIO	34,368.81	-1,120.49	33,248.32	5,900.52	5,900.52	27,347.80	5,900.52	5,900.52	0.00	27,347.80	5,900.52	5,900.52	5,900.52	0.00	0.00
5 1 1 2 6	COMBUSTIBLES, LUBRICANTES Y ADITIVOS	244,314.37	24,097.23	268,411.60	191,215.29	191,215.29	77,196.31	191,215.29	191,215.29	0.00	77,196.31	191,215.29	191,215.29	191,215.29	0.00	0.00
5 1 1 2 7	VESTUARIO, BLANCOS, PRENDAS DE PROTECCION Y ARTICULOS DEPORTIVOS	138,146.13	0.00	138,146.13	88,060.80	88,060.80	50,085.33	88,060.80	88,060.80	0.00	50,085.33	88,060.80	88,060.80	88,060.80	0.00	0.00
5 1 1 2 9	HERRAMIENTAS, REFACCIONES Y ACCESORIOS MENORES	52,290.30	-10,651.01	41,639.29	13,172.39	13,172.39	28,466.90	13,172.39	13,172.39	0.00	28,466.90	13,172.39	13,172.39	13,172.39	0.00	0.00
5 1 1 3	SERVICIOS GENERALES	1,744,689.28	-59,075.54	1,685,613.74	854,968.03	854,968.03	830,645.71	854,968.03	854,968.03	0.00	830,645.71	854,968.03	854,968.03	854,968.03	0.00	0.00
5 1 1 3 1	SERVICIOS BÁSICOS	516,481.74	-39,347.83	477,133.91	366,540.79	366,540.79	110,593.12	366,540.79	366,540.79	0.00	110,593.12	366,540.79	366,540.79	366,540.79	0.00	0.00
5 1 1 3 3	SERVICIOS PROFESIONALES, CIENTÍFICOS Y TÉCNICOS Y OTROS SERVICIOS	40,380.90	-9,880.90	30,500.00	0.00	0.00	30,500.00	0.00	0.00	0.00	30,500.00	0.00	0.00	0.00	0.00	0.00
5 1 1 3 4	SERVICIOS FINANCIEROS, BANCARIOS Y COMERCIALES	76,409.68	-29,832.55	46,577.13	7,801.36	7,801.36	38,775.77	7,801.36	7,801.36	0.00	38,775.77	7,801.36	7,801.36	7,801.36	0.00	0.00
5 1 1 3 5	SERVICIOS DE INSTALACIÓN, REPARACIÓN, MANTENIMIENTO Y CONSERVACIÓN	136,957.01	-26,560.81	110,396.20	32,286.84	32,286.84	78,109.36	32,286.84	32,286.84	0.00	78,109.36	32,286.84	32,286.84	32,286.84	0.00	0.00
5 1 1 3 6	SERVICIOS DE COMUNICACIÓN SOCIAL Y PUBLICIDAD	60,499.91	22,464.09	82,964.00	33,138.00	33,138.00	49,826.00	33,138.00	33,138.00	0.00	49,826.00	33,138.00	33,138.00	33,138.00	0.00	0.00
5 1 1 3 7	SERVICIOS DE TRASLADO Y VIÁTICOS	85,500.39	5,596.37	91,096.76	39,388.99	39,388.99	51,707.77	39,388.99	39,388.99	0.00	51,707.77	39,388.99	39,388.99	39,388.99	0.00	0.00
5 1 1 3 8	SERVICIOS OFICIALES	257,429.65	4,347.26	261,776.91	89,776.00	89,776.00	172,000.91	89,776.00	89,776.00	0.00	172,000.91	89,776.00	89,776.00	89,776.00	0.00	0.00
5 1 1 3 9	OTROS SERVICIOS GENERALES	571,030.00	14,138.83	585,168.83	286,036.05	286,036.05	299,132.78	286,036.05	286,036.05	0.00	299,132.78	286,036.05	286,036.05	286,036.05	0.00	0.00
5 1 1 5	BIENES MUEBLES, INMUEBLES E INATANGIBLES	15,000.00	32,000.00	47,000.00	35,277.20	35,277.20	11,722.80	35,277.20	35,277.20	0.00	11,722.80	35,277.20	35,277.20	35,277.20	0.00	0.00
5 1 1 5 1	MOBILIARIO Y EQUIPO DE ADMINISTRACION	15,000.00	32,000.00	47,000.00	35,277.20	35,277.20	11,722.80	35,277.20	35,277.20	0.00	11,722.80	35,277.20	35,277.20	35,277.20	0.00	0.00
5 1 2	GASTO DE CAPITAL	341,856,637.57	80,437,013.26	422,293,650.83	17,943,369.43	17,943,369.43	404,350,281.40	17,943,369.43	17,943,369.43	0.00	404,350,281.40	17,943,369.43	17,943,369.43	17,943,369.43	0.00	0.00
5 1 2 6	INVERSION PUBLICA	341,856,637.57	80,437,013.26	422,293,650.83	17,943,369.43	17,943,369.43	404,350,281.40	17,943,369.43	17,943,369.43	0.00	404,350,281.40	17,943,369.43	17,943,369.43	17,943,369.43	0.00	0.00
5 1 2 6 1	OBRA PUBLICA EN BIENES DE DOMINIO PUBLICO	341,856,637.57	80,437,013.26	422,293,650.83	17,943,369.43	17,943,369.43	404,350,281.40	17,943,369.43	17,943,369.43	0.00	404,350,281.40	17,943,369.43	17,943,369.43	17,943,369.43	0.00	0.00

"BAJO PROTESTA DE DECIR VERDAD DECLARAMOS QUE LOS ESTADOS FINANCIEROS Y SUS NOTAS, SON RAZONABLEMENTE CORRECTOS Y SON RESPONSABILIDAD DEL EMISOR"

Elaboró

C.P. Roberto Lozano Valdez
Contador General

Revisó

M.A. José Antonio Castillo Díaz
Director Administrativo

Vo. Bo.

L.C. Oscar Chávez Bautista
Comisario Público

Autorizó

Ing. Jorge Alcocer Navarrete
Director General